



Certificate of Completion

A Consolidated Profile based on Interest, Personality, Aptitude Tests

Sumit Rahul

Our heartiest congratulations on completion of 'SWN Career Planning Tests', which Include:

SWN Interest Test

SWN Aptitude Test

SWN Personality Test

The Report gives you a detailed assessment based on answers given by you in various tests. The scores in each test are based on your performance at the time and place of the test and your state of mind during these tests. We sincerely hope it will enable you to make a well-informed decision related to your career and ensure success and happiness in your life.

Please remember, that knowing about the most suited career option is just the beginning of the journey. You need to take appropriate actions to convert the options into reality. Growth and success in any career is a result of consistent performance.

Note: The report contains the results of your last attempts of Interest, Aptitude, Personality Test

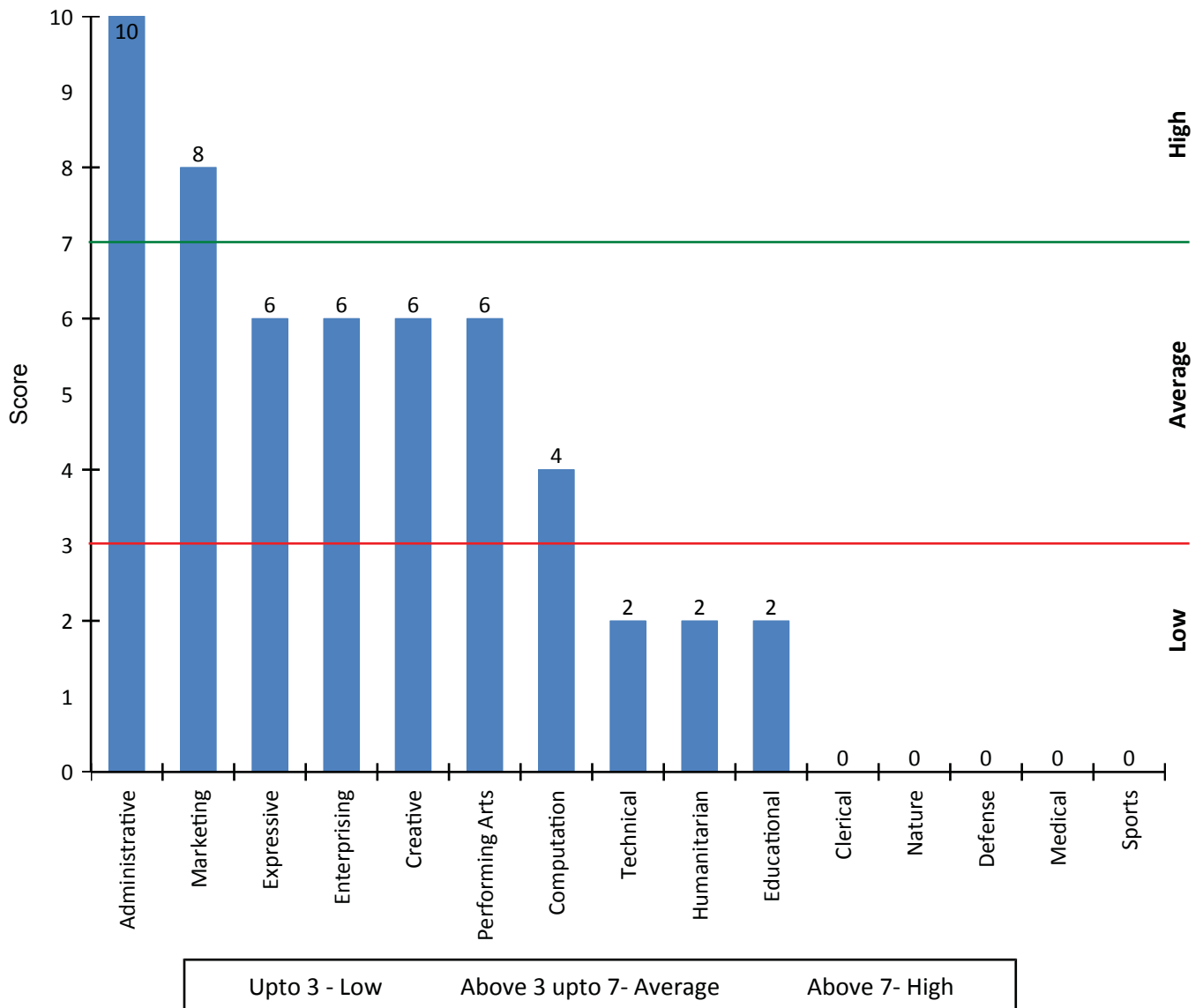
SWN INTEREST TEST

Interest is an inspiring factor that persuades an individual to take up and carry out certain activity. In the graph below, out of the 15 Interest Areas, the areas which fall within the High Band, are **Your Areas of Interest**. The Average Band may be considered next if not many areas fall in the High Band.

Report Id: INT-1030

Date: 20 Feb 2017

Duration: 00:07:26



Now that you know your key areas of interest, you must remember that it is not necessary that you may do well in these areas just because you have interest in them. Converting interest into a career requires supportive skills for which you may now view your graphical SWN Aptitude Test Report below.

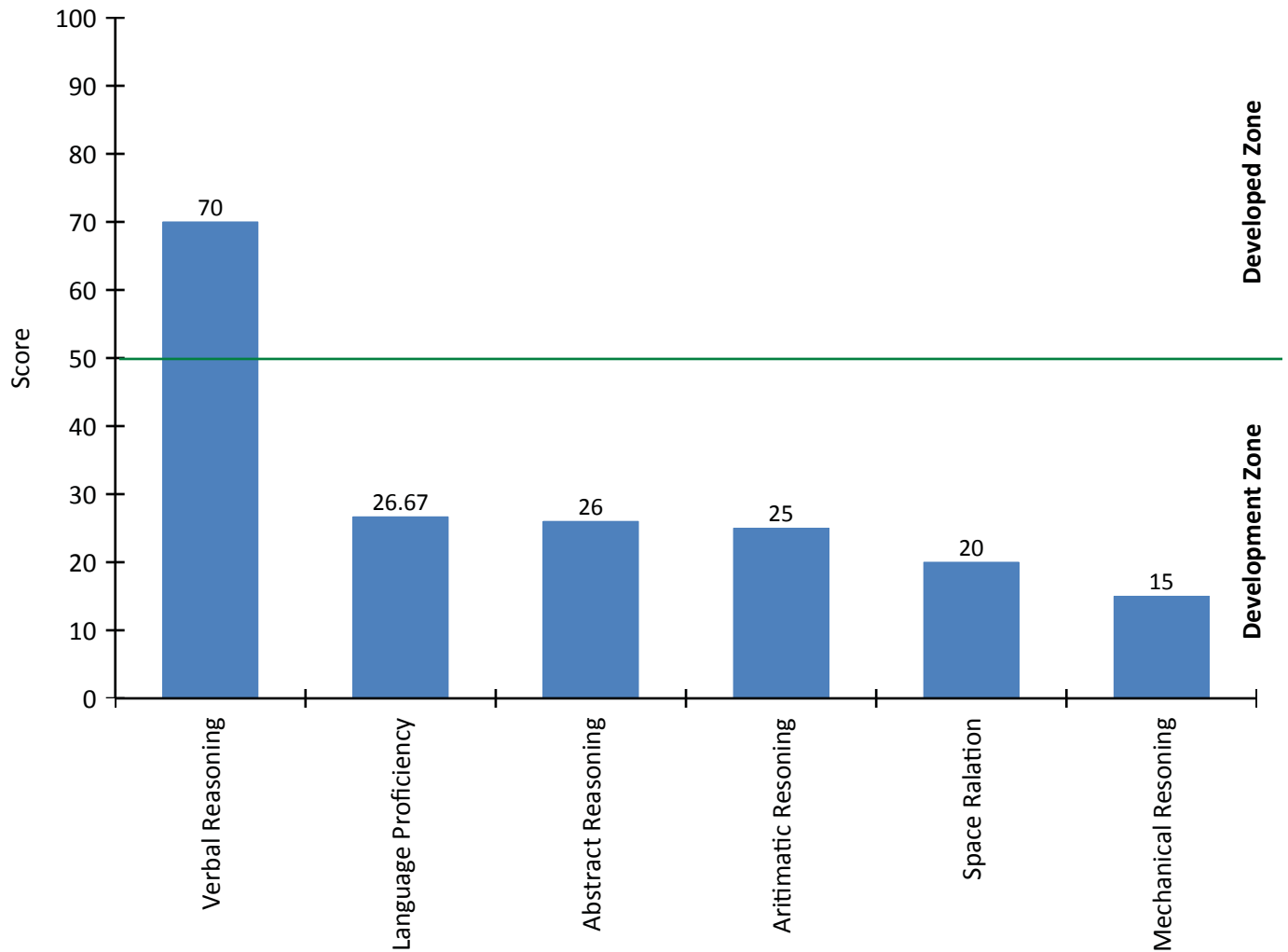
SWN APTITUDE TEST

Aptitude is special ability/skill or talent which is beyond general intelligence. Based on the answers given by you to the various statements/questions in the **SWN Aptitude Test**, the graph below broadly displays your prominent areas of aptitude.

Report Id: APT-122

Date: 19 Feb 2017

Duration: 00:19:00



Check if the top area/s in this Aptitude graph is/are also amongst your high interest areas. If there is some commonality, It is good that your interests match your aptitude. If not, you should focus on the high Aptitude areas in this graph for selecting a career as per overall summary table on the last page (Page 5) of this report.

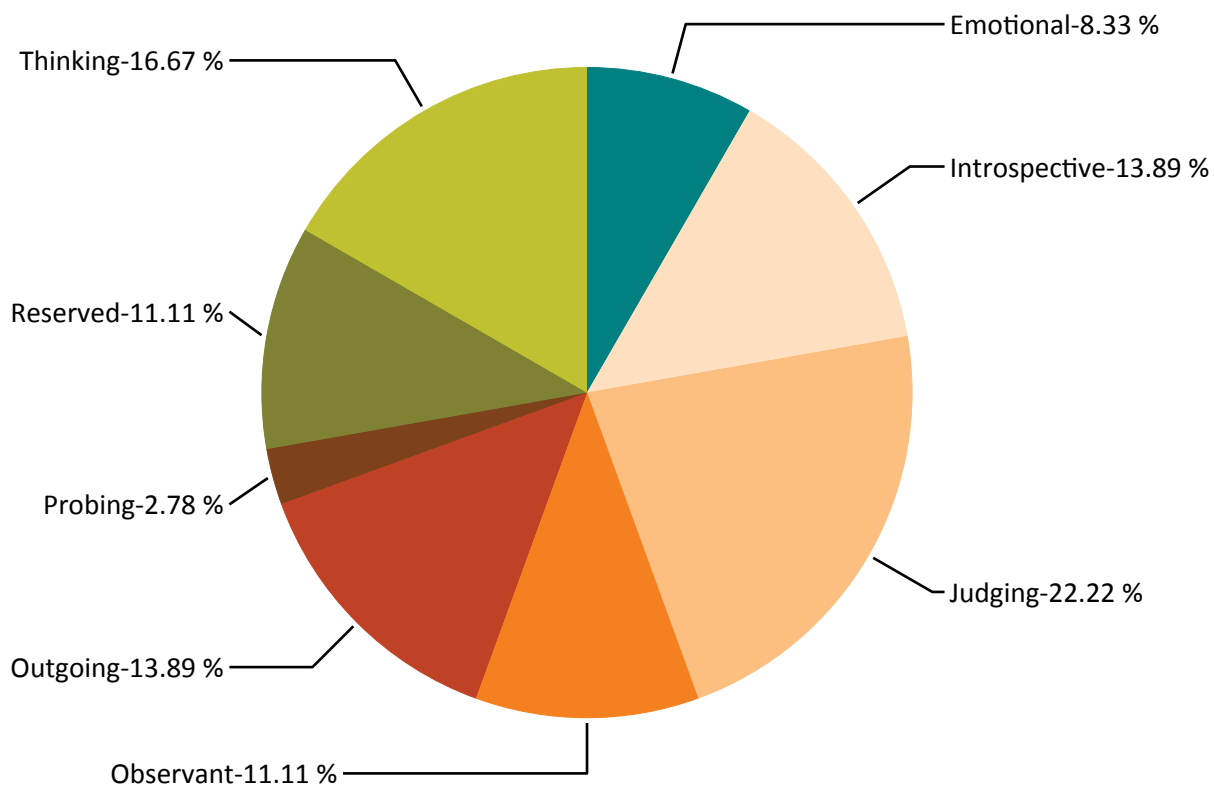
SWN PERSONALITY TEST

Personality is a set of pattern of behavior which helps an individual to act, react and perceive various aspects of life and relationship. Based on the answers given by you to the various statements/questions in the **SWN Personality Test**, the graph below broadly displays career areas supported by your Personality.

Report Id: PST-1

Date: 13 Jan 2017

Duration: 00:05:07



You are Power House

Outgoing, Introspective, Thinking and Judging

Career Option:

- Strategic Executor
- Business Manager
- Corporate
- Executive Officer
- Entrepreneur
- Field Manger
- Captain of a Ship
- Administrators

Check on page 5 overall summary table if the suggested careers in the Personality Test match with that your Aptitude; if they do, you have a clear understanding of what is best suited for you. If there is a confusion because of a mismatch, you may connect with the SWN Counsellor to seek further advise.

